

Residential HPWH Qualified Products List

for

Advanced Water Heating Specification Version 8.1

A Specification for Residential, Commercial/Multifamily, and Industrial Water Heaters and Heating Systems



Updated: 3/13/25

Products on this list have been qualified to the Residential section of the [Advanced Water Heating Specification \(AWHS\)](#).

Model Number

Asterisks in listed model numbers may take the place of any letter or number in specific model numbers.

Entries in the *Model Number* column that include model numbers of more than one piece of equipment indicate that the qualification applies to the combination of all listed pieces (e.g. a split-system water heater composed of a specific heat pump unit and a specific storage tank).

Storage Volume

Nominal water storage capacity, in gallons.

Indoor Rating

Tier column indicates the product's tier rating as an indoor heat pump product (either as an integrated water heater or the heat pump unit of a split system installed in an indoor space).

CCE column indicates the product's Cool Climate Efficiency.

Outdoor Rating

Tier column indicates the product's tier rating as an outdoor heat pump product. *SCOP* column indicates the product's Seasonal Coefficient of Performance.

Depending on product design and certifications, a product may have both *Indoor* and *Outdoor* ratings.

Configuration

Indicates whether product is an *Integrated* (all components contained in a single piece of equipment) or *Split-System* (components separated into two or more pieces of equipment, installed in separate locations) water heater.

Flex Load Connectivity Endorsement



Products marked with the "EP" icon are EcoPort^{CM}-certified and meet the current flex load connectivity requirements for tier 3 and higher products.

AHRI 1430

Products marked *AHRI 1430* are certified to that standard and meet the current flex load connectivity requirements for tier 3 and higher products.

Self Certified

Products marked SC were self certified by the manufacturer to meet flex load connectivity requirements in effect at the time of qualification. These products might not meet current requirements.

Plug-In Endorsement



















Products marked with the receptacle icon meet the AWHS definition of a plug-in water heater. They can be powered by a standard outlet on a 15-Amp circuit shared with other uses.

Qualified

Date indicates when the product was most recently qualified to AWHS.

Version indicates version of AWHS that applied to the qualification.





















Residential HPWH Qualified Products List

Brand	Model Number	Storage Volume	Indoor Rating		Outdoor Rating		Configuration	Endorsements		Qualified	
			Tier	CCE	Tier	SCOP		Flex Load Connectivity	Plug-In	Date	Version
A. O. Smith	HP1050H45DV ***	50	3	2.9			 Integrated			3/14/17	6.0
A. O. Smith	HP1050H45DVCTA-130	50	3	2.9			 Integrated	SC		1/18/21	7.0
A. O. Smith	HP1080H45DV ***	80	3	2.9			 Integrated			3/14/17	6.0
A. O. Smith	HP1080H45DVCTA-130	80	3	2.9			 Integrated	SC		1/18/21	7.0
A. O. Smith	HPA10-40H45DV 2**	40	4	3.1			 Integrated	SC		3/8/24	8.0
A. O. Smith	HPA10-50H45DV 2**	50	4	3.2			 Integrated	SC		3/8/24	8.0
A. O. Smith	HPA10-66H45DV 2**	66	4	3.3			 Integrated	SC		3/8/24	8.0
A. O. Smith	HPA10-80H45DV 2**	80	4	3.3			 Integrated	SC		3/8/24	8.0
A. O. Smith	HPS10-50H45DV 2**	50	4	3.4			 Integrated	SC		6/16/22	8.0
A. O. Smith	HPS10-66H45DV 2**	66	3	3.2			 Integrated	SC		9/6/23	8.0
A. O. Smith	HPS10-80H45DV 2**	80	4	3.4			 Integrated	SC		6/16/22	8.0
A. O. Smith	HPTA-40 2**	40	4	3.1			 Integrated	SC		3/8/24	8.0
A. O. Smith	HPTA-50 2**	50	4	3.2			 Integrated	SC		3/8/24	8.0
A. O. Smith	HPTA-66 2**	66	4	3.3			 Integrated	SC		3/8/24	8.0
A. O. Smith	HPTA-80 2**	80	4	3.3			 Integrated	SC		3/8/24	8.0
A. O. Smith	HPTS-50 2**	50	4	3.4			 Integrated	SC		6/16/22	8.0
A. O. Smith	HPTS-66 2**	66	3	3.2			 Integrated	SC		9/6/23	8.0
A. O. Smith	HPTS-80 2**	80	4	3.4			 Integrated	SC		6/16/22	8.0


























Residential HPWH Qualified Products List

Brand	Model Number	Storage Volume	Indoor Rating		Outdoor Rating		Configuration	Endorsements		Qualified	
			Tier	CCE	Tier	SCOP		Flex Load Connectivity	Plug-In	Date	Version
A. O. Smith	HPTU-50CTA 130	50	3	2.9			Integrated	SC		1/18/21	7.0
A. O. Smith	HPTU-50DR 130	50	3	2.9			Integrated	SC		10/14/20	7.0
A. O. Smith	HPTU-50N ***	50	3	2.9			Integrated			6/24/16	6.0
A. O. Smith	HPTU-66CTA 130	66	3	3.1			Integrated	SC		1/18/21	7.0
A. O. Smith	HPTU-66DR 130	66	3	3.1			Integrated	SC		10/14/20	7.0
A. O. Smith	HPTU-66N ***	66	3	3.1			Integrated			6/24/16	6.0
A. O. Smith	HPTU-80CTA 130	80	3	2.9			Integrated	SC		1/18/21	7.0
A. O. Smith	HPTU-80DR 130	80	3	2.9			Integrated	SC		10/14/20	7.0
A. O. Smith	HPTU-80N ***	80	3	2.9			Integrated			6/24/16	6.0
A. O. Smith	HPTV-50 2**	50	3	2.5			Integrated	SC		8/23/23	8.0
A. O. Smith	HPTV-66 2**	66	3	2.7			Integrated	SC		7/14/23	8.0
A. O. Smith	HPTV-80 2**	80	3	2.6			Integrated	SC		7/14/23	8.0
A. O. Smith	HPV10-50H01DV 2**	50	3	2.5			Integrated	SC		8/23/23	8.0
A. O. Smith	HPV10-66H01DV 2**	66	3	2.7			Integrated	SC		7/14/23	8.0
A. O. Smith	HPV10-80H01DV 2**	80	3	2.6			Integrated	SC		7/14/23	8.0
Alsetria	HPWH-50G	50	4	3.1			Integrated	AHRI 1430		3/11/25	8.0
Alsetria	HPWH-65G	65	4	3.5			Integrated	AHRI 1430		3/11/25	8.0
Alsetria	HPWH-80G	80	4	3.3			Integrated	AHRI 1430		3/11/25	8.0



















Residential HPWH Qualified Products List

Brand	Model Number	Storage Volume	Indoor Rating		Outdoor Rating		Configuration	Endorsements		Qualified	
			Tier	CCE	Tier	SCOP		Flex Load Connectivity	Plug-In	Date	Version
American	HPA10240H045DV 2**	40	4	3.1			 Integrated	SC		3/8/24	8.0
American	HPA10250H045DV 2**	50	4	3.2			 Integrated	SC		3/8/24	8.0
American	HPA10266H045DV 2**	66	4	3.3			 Integrated	SC		3/8/24	8.0
American	HPA10280H045DV 2**	80	4	3.3			 Integrated	SC		3/8/24	8.0
American	HPHE10250H045DVCTA-130	50	3	2.9			 Integrated	SC		1/18/21	7.0
American	HPHE10250H045DVDR 130	50	3	2.9			 Integrated	SC		10/14/20	7.0
American	HPHE10250H045DVN ***	50	3	2.9			 Integrated			6/24/16	6.0
American	HPHE10266H045DVCTA-130	66	3	3.1			 Integrated	SC		1/18/21	7.0
American	HPHE10266H045DVDR 130	66	3	3.1			 Integrated	SC		10/14/20	7.0
American	HPHE10266H045DVN ***	66	3	3.1			 Integrated			6/24/16	6.0
American	HPHE10280H045DVCTA-130	80	3	2.9			 Integrated	SC		1/18/21	7.0
American	HPHE10280H045DVDR 130	80	3	2.9			 Integrated	SC		10/14/20	7.0
American	HPHE10280H045DVN ***	80	3	2.9			 Integrated			6/24/16	6.0
American	HPS10250H045DV 2**	50	4	3.4			 Integrated	SC		6/16/22	8.0
American	HPS10266H045DV 2**	66	3	3.2			 Integrated	SC		9/6/23	8.0
American	HPS10280H045DV 2**	80	4	3.4			 Integrated	SC		6/16/22	8.0
American	HPV10250H009DV 2**	50	3	2.5			 Integrated	SC		8/23/23	8.0
American	HPV10266H009DV 2**	66	3	2.7			 Integrated	SC		7/14/23	8.0



































Residential HPWH Qualified Products List

Brand	Model Number	Storage Volume	Indoor Rating		Outdoor Rating		Configuration	Endorsements		Qualified	
			Tier	CCE	Tier	SCOP		Flex Load Connectivity	Plug-In	Date	Version
American	HPV10280H009DV 2**	80	3	2.6			 Integrated	SC		7/14/23	8.0
American Standard	ASHPWH-40	40	4	3.2			 Integrated	SC		9/8/23	8.0
American Standard	ASHPWH-40-B	40	3	2.9			 Integrated	SC		4/8/24	8.0
American Standard	ASHPWH-40-JA13	40	4	3.2			 Integrated	SC		9/8/23	8.0
American Standard	ASHPWH-50	50	4	3.2			 Integrated			1/1/23	8.0
American Standard	ASHPWH-50-B	50	3	2.9			 Integrated	SC		4/8/24	8.0
American Standard	ASHPWH-50-JA13	50	4	3.2			 Integrated			1/1/23	8.0
American Standard	ASHPWH-65	65	4	3.0			 Integrated			9/8/23	8.0
American Standard	ASHPWH-65-B	65	3	2.9			 Integrated	SC		4/8/24	8.0
American Standard	ASHPWH-65-JA13	65	4	3.0			 Integrated			9/8/23	8.0
American Standard	ASHPWH-80	80	4	3.1			 Integrated			1/1/23	8.0
American Standard	ASHPWH-80-B	80	3	2.9			 Integrated	SC		4/8/24	8.0
American Standard	ASHPWH-80-JA13	80	4	3.1			 Integrated			1/1/23	8.0
Aqua ThermAire	CHT2021-36A	54			2	2.7	 Split System			11/9/22	8.0
Aqua ThermAire	CHT2021-36C	54			2	2.7	 Split System			11/9/22	8.0
Aqua ThermAire	CHT2021-48A	54			2	2.7	 Split System			11/9/22	8.0
Aqua ThermAire	CHT2021-48C	54			2	2.7	 Split System			11/9/22	8.0
Bosch	TR7000T-50CA	50	4	3.3			 Integrated	SC		6/25/24	8.0




























Residential HPWH Qualified Products List

Brand	Model Number	Storage Volume	Indoor Rating		Outdoor Rating		Configuration	Endorsements		Qualified	
			Tier	CCE	Tier	SCOP		Flex Load Connectivity	Plug-In	Date	Version
Bosch	TR7000T-50US	50	4	3.3			 Integrated	SC		6/25/24	8.0
Bosch	TR7000T-65CA	65	4	3.5			 Integrated	AHRI 1430		11/15/24	8.0
Bosch	TR7000T-65US	65	4	3.5			 Integrated	AHRI 1430		11/15/24	8.0
Bosch	TR7000T-80CA	80	4	3.6			 Integrated	SC		6/25/24	8.0
Bosch	TR7000T-80US	80	4	3.6			 Integrated	SC		6/25/24	8.0
Bradford White	RE2H50S10-1NCTT	50	2	3.0			 Integrated			1/13/23	8.0
Bradford White	RE2H50S10-1NCTT-CON	50	4	3.0			 Integrated	SC		1/13/23	8.0
Bradford White	RE2H50S6-*****	50	1	3.0			 Integrated			1/13/23	8.0
Bradford White	RE2H65T10-1NCTT	65	2	3.2			 Integrated			1/13/23	8.0
Bradford White	RE2H65T10-1NCTT-CON	65	4	3.2			 Integrated	SC		1/13/23	8.0
Bradford White	RE2H65T6-*****	65	1	3.2			 Integrated			1/13/23	8.0
Bradford White	RE2H80T10-1NCTT	80	2	3.2			 Integrated			1/13/23	8.0
Bradford White	RE2H80T10-1NCTT-CON	80	4	3.2			 Integrated	SC		1/13/23	8.0
Bradford White	RE2H80T6-*****	80	1	3.2			 Integrated			1/13/23	8.0
ECO-AIR	HPWH-50G	50	4	3.1			 Integrated	AHRI 1430		3/11/25	8.0
ECO-AIR	HPWH-65G	65	4	3.5			 Integrated	AHRI 1430		3/11/25	8.0
ECO-AIR	HPWH-80G	80	4	3.3			 Integrated	AHRI 1430		3/11/25	8.0
Eco-Logical	ECO-50HPM1A	50	4	3.1			 Integrated	AHRI 1430		1/7/25	8.0























Residential HPWH Qualified Products List

Brand	Model Number	Storage Volume	Indoor Rating		Outdoor Rating		Configuration	Endorsements		Qualified	
			Tier	CCE	Tier	SCOP		Flex Load Connectivity	Plug-In	Date	Version
Eco-Logical	ECO-65HPM1A	65	4	3.5			 Integrated	AHRI 1430		2/7/25	8.0
Eco-Logical	ECO-80HPM1A	80	4	3.3			 Integrated	AHRI 1430		1/7/25	8.0
Friedrich	PRO H40 T2 FD310UM	40	4	3.1			 Integrated			10/31/24	8.1
Friedrich	PRO H50 T2 FD310UM	50	4	3.1			 Integrated			10/31/24	8.1
Friedrich	PRO H65 T2 FD310UM	65	4	3.3			 Integrated			10/31/24	8.1
Friedrich	PRO H80 T2 FD310UM	80	4	3.2			 Integrated			10/31/24	8.1
Friedrich	PROH40 T2 FD400-30	40	4	3.1			 Integrated			7/12/24	8.0
Friedrich	PROH40 T2 FD400-SO	40	4	3.1			 Integrated			7/12/24	8.0
Friedrich	PROH50 T2 FD400-15	50	4	3.2			 Integrated			7/12/24	8.0
Friedrich	PROH50 T2 FD400-30	50	4	3.2			 Integrated			7/12/24	8.0
Friedrich	PROH50 T2 FD400-SO	50	4	3.2			 Integrated			7/12/24	8.0
Friedrich	PROH65 T2 FD400-15	65	4	3.2			 Integrated			7/12/24	8.0
Friedrich	PROH65 T2 FD400-30	65	4	3.2			 Integrated			7/12/24	8.0
Friedrich	PROH65 T2 FD400-SO	65	4	3.2			 Integrated			7/12/24	8.0
Friedrich	PROH80 T2 FD400-15	80	4	3.2			 Integrated			7/12/24	8.0
Friedrich	PROH80 T2 FD400-30	80	4	3.2			 Integrated			7/12/24	8.0
Friedrich	PROH80 T2 FD400-SO	80	4	3.2			 Integrated			7/12/24	8.0
Friedrich	PROPH40 T2 FD400-15	40	4	3.1			 Integrated			7/12/24	8.0




















Residential HPWH Qualified Products List

Brand	Model Number	Storage Volume	Indoor Rating		Outdoor Rating		Configuration	Endorsements		Qualified	
			Tier	CCE	Tier	SCOP		Flex Load Connectivity	Plug-In	Date	Version
Gridless	AYHW50G	50	4	3.1			 Integrated	AHRI 1430		3/11/25	8.0
Gridless	AYHW80G	80	4	3.3			 Integrated	AHRI 1430		3/11/25	8.0
Harvest Thermal	PD2A-10-119	119			3	2.9	 Split System			12/22/21	7.0
Harvest Thermal	PD2A-10-43	43			3	2.9	 Split System			12/22/21	7.0
Harvest Thermal	PD2A-10-83	83			3	2.9	 Split System			12/22/21	7.0
Harvest Thermal	PD2A-SB-10-119	119			3	2.9	 Split System	SC		10/6/23	8.0
Harvest Thermal	PD2A-SB-10-43	43			3	2.9	 Split System	SC		10/6/23	8.0
Harvest Thermal	PD2A-SB-10-83	83			3	2.9	 Split System	SC		10/6/23	8.0
Harvest Thermal	PD2B-10-119	119			3	2.9	 Split System			11/16/23	8.0
Harvest Thermal	PD2B-10-43	43			3	2.9	 Split System			11/16/23	8.0
Harvest Thermal	PD2B-10-83	83			3	2.9	 Split System			11/16/23	8.0
Harvest Thermal	PD2B-i-119	119			3	2.9	 Split System			5/9/24	8.0
Harvest Thermal	PD2B-i-43	43			3	2.9	 Split System			5/9/24	8.0
Harvest Thermal	PD2B-i-83	83			3	2.9	 Split System			5/9/24	8.0
LG	APHWC501D	58	4	3.3			 Integrated			5/21/24	8.0
LG	APHWC501L	58	4	3.3			 Integrated			5/21/24	8.0
LG	APHWC501M	58	2	3.3			 Integrated			5/15/24	8.0
LG	APHWC801D	80	4	3.3			 Integrated			5/21/24	8.0

Residential HPWH Qualified Products List

Brand	Model Number	Storage Volume	Indoor Rating		Outdoor Rating		Configuration	Endorsements		Qualified	
			Tier	CCE	Tier	SCOP		Flex Load Connectivity	Plug-In	Date	Version
LG	APHWC801L	80	4	3.3			 Integrated			5/21/24	8.0
LG	APHWC801M	80	2	3.3			 Integrated			5/15/24	8.0
LG	R5TT20F-SAO	58	2	3.0			 Integrated			6/23/23	7.0
Lochinvar	HPA052KD ***	50	3	2.9			 Integrated			6/24/16	6.0
Lochinvar	HPA068KD ***	66	3	3.1			 Integrated			6/24/16	6.0
Lochinvar	HPA082KD ***	80	3	2.9			 Integrated			6/24/16	6.0
Lochinvar	HPPA040KD 2**	40	4	3.1			 Integrated	SC		3/8/24	8.0
Lochinvar	HPPA050KD 2**	50	4	3.2			 Integrated	SC		3/8/24	8.0
Lochinvar	HPPA065KD 2**	66	4	3.3			 Integrated	SC		3/8/24	8.0
Lochinvar	HPPA080KD 2**	80	4	3.3			 Integrated	SC		3/8/24	8.0
Lochinvar	HPSA050KD 2**	50	4	3.4			 Integrated	SC		6/16/22	8.0
Lochinvar	HPSA065KD 2**	66	3	3.2			 Integrated	SC		9/6/23	8.0
Lochinvar	HPSA080KD 2**	80	4	3.4			 Integrated	SC		6/16/22	8.0
Lochinvar	HPV050KD 2**	50	3	2.5			 Integrated	SC		8/23/23	8.0
Lochinvar	HPV065KD 2**	66	3	2.7			 Integrated	SC		7/14/23	8.0
Lochinvar	HPV080KD 2**	80	3	2.6			 Integrated	SC		7/14/23	8.0
Midea	CAN3-RSJ-15/250RDVN3-L3	65	4	3.5			 Integrated	AHRI 1430		11/15/24	8.0
Midea	MAHW-50VN3A	50	4	3.1			 Integrated	AHRI 1430		6/17/24	8.0

Residential HPWH Qualified Products List

Brand	Model Number	Storage Volume	Indoor Rating		Outdoor Rating		Configuration	Endorsements		Qualified	
			Tier	CCE	Tier	SCOP		Flex Load Connectivity	Plug-In	Date	Version
Midea	MAHW-65VN3A	65	4	3.5			 Integrated	AHRI 1430		11/15/24	8.0
Midea	MAHW-80VN3A	80	4	3.3			 Integrated	AHRI 1430		6/17/24	8.0
Midea	MAWH50D2AKH	50	4	3.1			 Integrated	AHRI 1430		3/11/25	8.0
Midea	MAWH80D2AKH	80	4	3.3			 Integrated	AHRI 1430		3/11/25	8.0
Midea	MCHW-50VN3A	50	4	3.1			 Integrated	AHRI 1430		3/11/25	8.0
Midea	MCHW-65VN3A	65	4	3.5			 Integrated	AHRI 1430		11/15/24	8.0
Midea	MCHW-80VN3A	80	4	3.3			 Integrated	AHRI 1430		3/11/25	8.0
Midea	US3-RSJ-15/190RDVN3-L3	50	4	3.1			 Integrated	AHRI 1430		6/17/24	8.0
Midea	US3-RSJ-15/250RDVN3-L3	65	4	3.5			 Integrated	AHRI 1430		3/11/25	8.0
Midea	US3-RSJ-15/300RDVN3-L3	80	4	3.3			 Integrated	AHRI 1430		6/17/24	8.0
Reliance	10-40-DHPTA 2**	40	4	3.1			 Integrated	SC		3/8/24	8.0
Reliance	10-50-DHPHTCTA 130	50	3	2.9			 Integrated	SC		1/18/21	7.0
Reliance	10-50-DHPHTNE ***	50	3	2.9			 Integrated			6/24/16	6.0
Reliance	10-50-DHPTA 2**	50	4	3.2			 Integrated	SC		3/8/24	8.0
Reliance	10-50-DHPTS 2**	50	4	3.4			 Integrated	SC		6/16/22	8.0
Reliance	10-50-DHPTV 2**	50	3	2.5			 Integrated	SC		8/23/23	8.0
Reliance	10-66-DHPHTCTA 130	66	3	3.1			 Integrated	SC		1/18/21	7.0
Reliance	10-66-DHPHTNE ***	66	3	3.1			 Integrated			6/24/16	6.0

Residential HPWH Qualified Products List

Brand	Model Number	Storage Volume	Indoor Rating		Outdoor Rating		Configuration	Endorsements		Qualified	
			Tier	CCE	Tier	SCOP		Flex Load Connectivity	Plug-In	Date	Version
Reliance	10-66-DHPTA 2**	66	4	3.3			Integrated	SC		3/8/24	8.0
Reliance	10-66-DHPTS 2**	66	4	3.6			Integrated	SC		6/16/22	8.0
Reliance	10-66-DHPTV 2**	66	3	2.7			Integrated	SC		12/18/23	8.0
Reliance	10-80-DHPHTCTA 130	80	3	2.9			Integrated	SC		1/18/21	7.0
Reliance	10-80-DHPHTNE ***	80	3	2.9			Integrated			6/24/16	6.0
Reliance	10-80-DHPTA 2**	80	4	3.3			Integrated	SC		3/8/24	8.0
Reliance	10-80-DHPTS 2**	80	4	3.4			Integrated	SC		6/16/22	8.0
Reliance	10-80-DHPTV 2**	80	3	2.6			Integrated	SC		7/14/23	8.0
Rheem	CPRO H40 T2 RH310BM	40	3	2.9			Integrated			10/23/20	7.0
Rheem	CPRO H50 T2 RH310BM	50	3	2.9			Integrated			10/23/20	7.0
Rheem	CPRO H65 T2 RH310BM	65	3	2.9			Integrated			10/23/20	7.0
Rheem	CPRO H80 T2 RH310BM	80	3	2.9			Integrated			10/23/20	7.0
Rheem	CPROPH40 T2 RH375-15	40	4	3.1			Integrated			10/23/20	7.0
Rheem	CPROPH40 T2 RH375-30	40	4	3.1			Integrated			10/23/20	7.0
Rheem	CPROPH40 T2 RH375-SO	40	4	3.1			Integrated			10/23/20	7.0
Rheem	CPROPH40 T2 RH400-15	40	4	3.1			Integrated			7/12/24	8.0
Rheem	CPROPH40 T2 RH400-30	40	4	3.1			Integrated			7/12/24	8.0
Rheem	CPROPH40 T2 RH400-SO	40	4	3.1			Integrated			7/12/24	8.0

Residential HPWH Qualified Products List

Brand	Model Number	Storage Volume	Indoor Rating		Outdoor Rating		Configuration	Endorsements		Qualified	
			Tier	CCE	Tier	SCOP		Flex Load Connectivity	Plug-In	Date	Version
Rheem	CPROPH50 T2 RH375-15	50	4	3.2			Integrated			10/23/20	7.0
Rheem	CPROPH50 T2 RH375-30	50	4	3.2			Integrated			10/23/20	7.0
Rheem	CPROPH50 T2 RH375-SO	50	4	3.2			Integrated			10/23/20	7.0
Rheem	CPROPH50 T2 RH400-15	50	4	3.2			Integrated			7/12/24	8.0
Rheem	CPROPH50 T2 RH400-30	50	4	3.2			Integrated			7/12/24	8.0
Rheem	CPROPH50 T2 RH400-SO	50	4	3.2			Integrated			7/12/24	8.0
Rheem	CPROPH65 T2 RH375-15	65	4	3.2			Integrated			10/23/20	7.0
Rheem	CPROPH65 T2 RH375-30	65	4	3.2			Integrated			10/23/20	7.0
Rheem	CPROPH65 T2 RH375-SO	65	4	3.2			Integrated			10/23/20	7.0
Rheem	CPROPH65 T2 RH400-15	65	4	3.2			Integrated			7/12/24	8.0
Rheem	CPROPH65 T2 RH400-30	65	4	3.2			Integrated			7/12/24	8.0
Rheem	CPROPH65 T2 RH400-SO	65	4	3.2			Integrated			7/12/24	8.0
Rheem	CPROPH80 T2 RH375-15	80	4	3.2			Integrated			10/23/20	7.0
Rheem	CPROPH80 T2 RH375-30	80	4	3.2			Integrated			10/23/20	7.0
Rheem	CPROPH80 T2 RH375-SO	80	4	3.2			Integrated			10/23/20	7.0
Rheem	CPROPH80 T2 RH400-15	80	4	3.2			Integrated			7/12/24	8.0
Rheem	CPROPH80 T2 RH400-30	80	4	3.2			Integrated			7/12/24	8.0
Rheem	CPROPH80 T2 RH400-SO	80	4	3.2			Integrated			7/12/24	8.0

Residential HPWH Qualified Products List

Brand	Model Number	Storage Volume	Indoor Rating		Outdoor Rating		Configuration	Endorsements		Qualified	
			Tier	CCE	Tier	SCOP		Flex Load Connectivity	Plug-In	Date	Version
Rheem	CXE40T10H22U1	40	4	3.1			Integrated			7/12/24	8.0
Rheem	CXE40T10H22UO	40	4	3.1			Integrated			10/23/20	7.0
Rheem	CXE40T10H45U1	40	4	3.1			Integrated			7/12/24	8.0
Rheem	CXE40T10H45UO	40	4	3.1			Integrated			10/23/20	7.0
Rheem	CXE40T10HS45U1	40	4	3.1			Integrated			7/12/24	8.0
Rheem	CXE40T10HS45UO	40	4	3.1			Integrated			10/23/20	7.0
Rheem	CXE50T10H22U1	50	4	3.2			Integrated			7/12/24	8.0
Rheem	CXE50T10H22UO	50	4	3.2			Integrated			10/23/20	7.0
Rheem	CXE50T10H45U1	50	4	3.2			Integrated			7/12/24	8.0
Rheem	CXE50T10H45UO	50	4	3.2			Integrated			10/23/20	7.0
Rheem	CXE50T10HS45U1	50	4	3.2			Integrated			7/12/24	8.0
Rheem	CXE50T10HS45UO	50	4	3.2			Integrated			10/23/20	7.0
Rheem	CXE65T10H22U1	65	4	3.2			Integrated			7/12/24	8.0
Rheem	CXE65T10H22UO	65	4	3.2			Integrated			10/23/20	7.0
Rheem	CXE65T10H45U1	65	4	3.2			Integrated			7/12/24	8.0
Rheem	CXE65T10H45UO	65	4	3.2			Integrated			10/23/20	7.0
Rheem	CXE65T10HS45U1	65	4	3.2			Integrated			7/12/24	8.0
Rheem	CXE65T10HS45UO	65	4	3.2			Integrated			10/23/20	7.0

Residential HPWH Qualified Products List

Brand	Model Number	Storage Volume	Indoor Rating		Outdoor Rating		Configuration	Endorsements		Qualified	
			Tier	CCE	Tier	SCOP		Flex Load Connectivity	Plug-In	Date	Version
Rheem	CXE80T10H22U1	80	4	3.2			Integrated			7/12/24	8.0
Rheem	CXE80T10H22U0	80	4	3.2			Integrated			10/23/20	7.0
Rheem	CXE80T10H45U1	80	4	3.2			Integrated			7/12/24	8.0
Rheem	CXE80T10H45U0	80	4	3.2			Integrated			10/23/20	7.0
Rheem	CXE80T10HS45U1	80	4	3.2			Integrated			7/12/24	8.0
Rheem	CXE80T10HS45U0	80	4	3.2			Integrated			10/23/20	7.0
Rheem	ECE H40 T2 RH310BM	40	3	2.9			Integrated			10/23/20	7.0
Rheem	ECE H50 T2 RH310BM	50	3	2.9			Integrated			10/23/20	7.0
Rheem	ECE H65 T2 RH310BM	65	3	2.9			Integrated			10/23/20	7.0
Rheem	ECE H80 T2 RH310BM	80	3	2.9			Integrated			10/23/20	7.0
Rheem	ECEPH40 T2 RH375-15	40	4	3.1			Integrated			10/23/20	7.0
Rheem	ECEPH40 T2 RH375-30	40	4	3.1			Integrated			10/23/20	7.0
Rheem	ECEPH40 T2 RH375-S0	40	4	3.1			Integrated			10/23/20	7.0
Rheem	ECEPH40 T2 RH400-15	40	4	3.1			Integrated			7/12/24	8.0
Rheem	ECEPH40 T2 RH400-30	40	4	3.1			Integrated			7/12/24	8.0
Rheem	ECEPH40 T2 RH400-S0	40	4	3.1			Integrated			7/12/24	8.0
Rheem	ECEPH50 T2 RH375-15	50	4	3.2			Integrated			10/23/20	7.0
Rheem	ECEPH50 T2 RH375-30	50	4	3.2			Integrated			10/23/20	7.0

Residential HPWH Qualified Products List

Brand	Model Number	Storage Volume	Indoor Rating		Outdoor Rating		Configuration	Endorsements		Qualified	
			Tier	CCE	Tier	SCOP		Flex Load Connectivity	Plug-In	Date	Version
Rheem	ECEPH50 T2 RH375-SO	50	4	3.2			Integrated			10/23/20	7.0
Rheem	ECEPH50 T2 RH400-15	50	4	3.2			Integrated			7/12/24	8.0
Rheem	ECEPH50 T2 RH400-30	50	4	3.2			Integrated			7/12/24	8.0
Rheem	ECEPH50 T2 RH400-SO	50	4	3.2			Integrated			7/12/24	8.0
Rheem	ECEPH65 T2 RH375-15	65	4	3.2			Integrated			10/23/20	7.0
Rheem	ECEPH65 T2 RH375-30	65	4	3.2			Integrated			10/23/20	7.0
Rheem	ECEPH65 T2 RH375-SO	65	4	3.2			Integrated			10/23/20	7.0
Rheem	ECEPH65 T2 RH400-15	65	4	3.2			Integrated			7/12/24	8.0
Rheem	ECEPH65 T2 RH400-30	65	4	3.2			Integrated			7/12/24	8.0
Rheem	ECEPH65 T2 RH400-SO	65	4	3.2			Integrated			7/12/24	8.0
Rheem	ECEPH80 T2 RH375-15	80	4	3.2			Integrated			10/23/20	7.0
Rheem	ECEPH80 T2 RH375-30	80	4	3.2			Integrated			10/23/20	7.0
Rheem	ECEPH80 T2 RH375-SO	80	4	3.2			Integrated			10/23/20	7.0
Rheem	ECEPH80 T2 RH400-15	80	4	3.2			Integrated			7/12/24	8.0
Rheem	ECEPH80 T2 RH400-30	80	4	3.2			Integrated			7/12/24	8.0
Rheem	ECEPH80 T2 RH400-SO	80	4	3.2			Integrated			7/12/24	8.0
Rheem	PRO H40 T2 RH310BM	40	3	2.9			Integrated			5/17/23	8.0
Rheem	PRO H40 T2 RH310UM	40	4	3.1			Integrated			10/31/24	8.1

Residential HPWH Qualified Products List

Brand	Model Number	Storage Volume	Indoor Rating		Outdoor Rating		Configuration	Endorsements		Qualified	
			Tier	CCE	Tier	SCOP		Flex Load Connectivity	Plug-In	Date	Version
Rheem	PRO H50 T2 RH310BM	50	3	2.9			Integrated	SC		5/17/23	8.0
Rheem	PRO H50 T2 RH310UM	50	4	3.1			Integrated			10/31/24	8.1
Rheem	PRO H65 T2 RH310BM	65	3	2.9			Integrated	SC		5/17/23	8.0
Rheem	PRO H65 T2 RH310UM	65	4	3.3			Integrated			10/31/24	8.1
Rheem	PRO H80 T2 RH310BM	80	3	2.9			Integrated	SC		5/17/23	8.0
Rheem	PRO H80 T2 RH310UM	80	4	3.2			Integrated			10/31/24	8.1
Rheem	PROPH40 T0 RH120	40	3	2.7			Integrated			7/18/22	8.0
Rheem	PROPH40 T0 RH120-M	40	3	2.6			Integrated	AHRI 1430		7/18/22	8.0
Rheem	PROPH40 T0 RH120-MSO	40	3	2.6			Integrated	AHRI 1430		7/18/22	8.0
Rheem	PROPH40 T2 RH375-15	40	4	3.1			Integrated			5/17/23	8.0
Rheem	PROPH40 T2 RH375-30	40	4	3.1			Integrated			5/17/23	8.0
Rheem	PROPH40 T2 RH375-SO	40	4	3.1			Integrated			5/17/23	8.0
Rheem	PROPH40 T2 RH400-15	40	4	3.1			Integrated			7/12/24	8.0
Rheem	PROPH40 T2 RH400-30	40	4	3.1			Integrated			7/12/24	8.0
Rheem	PROPH40 T2 RH400-SO	40	4	3.1			Integrated			7/12/24	8.0
Rheem	PROPH50 T0 RH120	50	3	2.7			Integrated			7/18/22	8.0
Rheem	PROPH50 T0 RH120-M	50	3	2.9			Integrated	AHRI 1430		7/18/22	8.0
Rheem	PROPH50 T0 RH120-MSO	50	3	2.9			Integrated	AHRI 1430		7/18/22	8.0

Residential HPWH Qualified Products List

Brand	Model Number	Storage Volume	Indoor Rating		Outdoor Rating		Configuration	Endorsements		Qualified	
			Tier	CCE	Tier	SCOP		Flex Load Connectivity	Plug-In	Date	Version
Rheem	PROPH50 T2 RH375-15	50	4	3.2			Integrated			5/17/23	8.0
Rheem	PROPH50 T2 RH375-30	50	4	3.2			Integrated			5/17/23	8.0
Rheem	PROPH50 T2 RH375-SO	50	4	3.2			Integrated			5/17/23	8.0
Rheem	PROPH50 T2 RH400-15	50	4	3.2			Integrated			7/12/24	8.0
Rheem	PROPH50 T2 RH400-30	50	4	3.2			Integrated			7/12/24	8.0
Rheem	PROPH50 T2 RH400-SO	50	4	3.2			Integrated			7/12/24	8.0
Rheem	PROPH65 T0 RH120-M	65	3	2.9			Integrated			7/18/22	8.0
Rheem	PROPH65 T0 RH120-MSO	65	3	2.9			Integrated			7/18/22	8.0
Rheem	PROPH65 T2 RH375-15	65	4	3.2			Integrated			5/17/23	8.0
Rheem	PROPH65 T2 RH375-30	65	4	3.2			Integrated			5/17/23	8.0
Rheem	PROPH65 T2 RH375-SO	65	4	3.2			Integrated			5/17/23	8.0
Rheem	PROPH65 T2 RH400-15	65	4	3.2			Integrated			7/12/24	8.0
Rheem	PROPH65 T2 RH400-30	65	4	3.2			Integrated			7/12/24	8.0
Rheem	PROPH65 T2 RH400-SO	65	4	3.2			Integrated			7/12/24	8.0
Rheem	PROPH80 T0 RH120-M	80	3	3.0			Integrated			7/18/22	8.0
Rheem	PROPH80 T0 RH120-MSO	80	3	3.0			Integrated			7/18/22	8.0
Rheem	PROPH80 T2 RH375-15	80	4	3.2			Integrated			5/17/23	8.0
Rheem	PROPH80 T2 RH375-30	80	4	3.2			Integrated			5/17/23	8.0

Residential HPWH Qualified Products List

Brand	Model Number	Storage Volume	Indoor Rating		Outdoor Rating		Configuration	Endorsements		Qualified	
			Tier	CCE	Tier	SCOP		Flex Load Connectivity	Plug-In	Date	Version
Rheem	PROPH80 T2 RH375-SO	80	4	3.2			Integrated			5/17/23	8.0
Rheem	PROPH80 T2 RH400-15	80	4	3.2			Integrated			7/12/24	8.0
Rheem	PROPH80 T2 RH400-30	80	4	3.2			Integrated			7/12/24	8.0
Rheem	PROPH80 T2 RH400-SO	80	4	3.2			Integrated			7/12/24	8.0
Rheem	XE40T10H15U0	40	3	2.7			Integrated			7/18/22	8.0
Rheem	XE40T10H22U0	40	4	3.1			Integrated			5/17/23	8.0
Rheem	XE40T10H22U1	40	4	3.1			Integrated			7/12/24	8.0
Rheem	XE40T10H45U0	40	4	3.1			Integrated	SC		5/17/23	8.0
Rheem	XE40T10H45U1	40	4	3.1			Integrated	SC		7/12/24	8.0
Rheem	XE40T10HM00U0	40	3	2.6			Integrated	AHRI 1430		7/18/22	8.0
Rheem	XE40T10HMS00U0	40	3	2.6			Integrated	AHRI 1430		7/18/22	8.0
Rheem	XE40T10HS45U0	40	4	3.1			Integrated			5/17/23	8.0
Rheem	XE40T10HS45U1	40	4	3.1			Integrated			7/12/24	8.0
Rheem	XE50T10H15U0	50	3	2.7			Integrated			7/18/22	8.0
Rheem	XE50T10H22U0	50	4	3.2			Integrated			5/17/23	8.0
Rheem	XE50T10H22U1	50	4	3.2			Integrated			7/12/24	8.0
Rheem	XE50T10H45U0	50	4	3.2			Integrated			5/17/23	8.0
Rheem	XE50T10H45U1	50	4	3.2			Integrated			7/12/24	8.0

Residential HPWH Qualified Products List

Brand	Model Number	Storage Volume	Indoor Rating		Outdoor Rating		Configuration	Endorsements		Qualified	
			Tier	CCE	Tier	SCOP		Flex Load Connectivity	Plug-In	Date	Version
Rheem	XE50T10HM00U0	50	3	2.9			Integrated	AHRI 1430		7/18/22	8.0
Rheem	XE50T10HMS00U0	50	3	2.9			Integrated	AHRI 1430		7/18/22	8.0
Rheem	XE50T10HS45U0	50	4	3.2			Integrated			5/17/23	8.0
Rheem	XE50T10HS45U1	50	4	3.2			Integrated			7/12/24	8.0
Rheem	XE65T10H22U0	65	4	3.2			Integrated			5/17/23	8.0
Rheem	XE65T10H22U1	65	4	3.2			Integrated			7/12/24	8.0
Rheem	XE65T10H45U0	65	4	3.2			Integrated			5/17/23	8.0
Rheem	XE65T10H45U1	65	4	3.2			Integrated			7/12/24	8.0
Rheem	XE65T10HM00U0	65	3	2.9			Integrated			7/18/22	8.0
Rheem	XE65T10HMS00U0	65	3	2.9			Integrated			7/18/22	8.0
Rheem	XE65T10HS45U0	65	4	3.2			Integrated			5/17/23	8.0
Rheem	XE65T10HS45U1	65	4	3.2			Integrated			7/12/24	8.0
Rheem	XE80T10H22U0	80	4	3.2			Integrated			5/17/23	8.0
Rheem	XE80T10H22U1	80	4	3.2			Integrated			7/12/24	8.0
Rheem	XE80T10H45U0	80	4	3.2			Integrated			5/17/23	8.0
Rheem	XE80T10H45U1	80	4	3.2			Integrated			7/12/24	8.0
Rheem	XE80T10HM00U0	80	3	3.0			Integrated			7/18/22	8.0
Rheem	XE80T10HMS00U0	80	3	3.0			Integrated			7/18/22	8.0

Residential HPWH Qualified Products List

Brand	Model Number	Storage Volume	Indoor Rating		Outdoor Rating		Configuration	Endorsements		Qualified	
			Tier	CCE	Tier	SCOP		Flex Load Connectivity	Plug-In	Date	Version
Rheem	XE80T10HS45U0	80	4	3.2			Integrated			5/17/23	8.0
Rheem	XE80T10HS45U1	80	4	3.2			Integrated			7/12/24	8.0
Richmond	10E40-HP120	40	3	2.7			Integrated			7/18/22	8.0
Richmond	10E40-HP120M	40	3	2.6			Integrated			7/18/22	8.0
Richmond	10E40-HP120MS	40	3	2.6			Integrated			7/18/22	8.0
Richmond	10E40-HP515	40	4	3.1			Integrated			5/17/23	8.0
Richmond	10E40-HP530	40	4	3.1			Integrated			5/17/23	8.0
Richmond	10E40-HP5S30	40	4	3.1			Integrated			5/17/23	8.0
Richmond	10E40-HP5U15	40	4	3.1			Integrated			7/12/24	8.0
Richmond	10E40-HP5U30	40	4	3.1			Integrated			7/12/24	8.0
Richmond	10E40-HP5US30	40	4	3.1			Integrated			7/12/24	8.0
Richmond	10E50-HP120	50	3	2.7			Integrated			7/18/22	8.0
Richmond	10E50-HP120M	50	3	2.9			Integrated			7/18/22	8.0
Richmond	10E50-HP120MS	50	3	2.9			Integrated			7/18/22	8.0
Richmond	10E50-HP515	50	4	3.2			Integrated			5/17/23	8.0
Richmond	10E50-HP530	50	4	3.2			Integrated			5/17/23	8.0
Richmond	10E50-HP5S30	50	4	3.2			Integrated			5/17/23	8.0
Richmond	10E50-HP5U15	50	4	3.2			Integrated			7/12/24	8.0

Residential HPWH Qualified Products List

Brand	Model Number	Storage Volume	Indoor Rating		Outdoor Rating		Configuration	Endorsements		Qualified	
			Tier	CCE	Tier	SCOP		Flex Load Connectivity	Plug-In	Date	Version
Richmond	10E50-HP5U30	50	4	3.2			Integrated			7/12/24	8.0
Richmond	10E50-HP5US30	50	4	3.2			Integrated			7/12/24	8.0
Richmond	10E65-HP120M	65	3	2.9			Integrated			7/18/22	8.0
Richmond	10E65-HP120MS	65	3	2.9			Integrated			7/18/22	8.0
Richmond	10E65-HP515	65	4	3.2			Integrated			5/17/23	8.0
Richmond	10E65-HP530	65	4	3.2			Integrated			5/17/23	8.0
Richmond	10E65-HP5S30	65	4	3.2			Integrated			5/17/23	8.0
Richmond	10E65-HP5U15	65	4	3.2			Integrated			7/12/24	8.0
Richmond	10E65-HP5U30	65	4	3.2			Integrated			7/12/24	8.0
Richmond	10E65-HP5US30	65	4	3.2			Integrated			7/12/24	8.0
Richmond	10E80-HP120M	80	3	3.0			Integrated			7/18/22	8.0
Richmond	10E80-HP120MS	80	3	3.0			Integrated			7/18/22	8.0
Richmond	10E80-HP515	80	4	3.2			Integrated			5/17/23	8.0
Richmond	10E80-HP530	80	4	3.2			Integrated			5/17/23	8.0
Richmond	10E80-HP5S30	80	4	3.2			Integrated			5/17/23	8.0
Richmond	10E80-HP5U15	80	4	3.2			Integrated			7/12/24	8.0
Richmond	10E80-HP5U30	80	4	3.2			Integrated			7/12/24	8.0
Richmond	10E80-HP5US30	80	4	3.2			Integrated			7/12/24	8.0

Residential HPWH Qualified Products List

Brand	Model Number	Storage Volume	Indoor Rating		Outdoor Rating		Configuration	Endorsements		Qualified	
			Tier	CCE	Tier	SCOP		Flex Load Connectivity	Plug-In	Date	Version
Rinnai	REHP50	50	4	3.3			Integrated			11/15/24	8.1
Rinnai	REHP50BM	50	4	3.3			Integrated			11/15/24	8.1
Rinnai	REHP50C	50	4	3.3			Integrated			11/15/24	8.1
Rinnai	REHP65	65	4	3.5			Integrated	AHRI 1430		11/15/24	8.1
Rinnai	REHP65BM	65	4	3.5			Integrated	AHRI 1430		11/15/24	8.1
Rinnai	REHP65C	65	4	3.5			Integrated	AHRI 1430		11/15/24	8.1
Rinnai	REHP80	80	4	3.6			Integrated			11/15/24	8.1
Rinnai	REHP80BM	80	4	3.6			Integrated			11/15/24	8.1
Rinnai	REHP80C	80	4	3.6			Integrated			11/15/24	8.1
Ruud	PRO H40 T2 RU310BM	40	3	2.9			Integrated	SC		5/17/23	8.0
Ruud	PRO H40 T2 RU310UM	40	4	3.1			Integrated			10/31/24	8.1
Ruud	PRO H50 T2 RU310BM	50	3	2.9			Integrated	SC		5/17/23	8.0
Ruud	PRO H50 T2 RU310UM	50	4	3.1			Integrated			10/31/24	8.1
Ruud	PRO H65 T2 RU310BM	65	3	2.9			Integrated	SC		5/17/23	8.0
Ruud	PRO H65 T2 RU310UM	65	4	3.3			Integrated			10/31/24	8.1
Ruud	PRO H80 T2 RU310BM	80	3	2.9			Integrated	SC		5/17/23	8.0
Ruud	PRO H80 T2 RU310UM	80	4	3.2			Integrated			10/31/24	8.1
Ruud	PROUH40 T0 RU120	40	3	2.7			Integrated			7/18/22	8.0


























Residential HPWH Qualified Products List

Brand	Model Number	Storage Volume	Indoor Rating		Outdoor Rating		Configuration	Endorsements		Qualified	
			Tier	CCE	Tier	SCOP		Flex Load Connectivity	Plug-In	Date	Version
Ruud	PROUH40 T0 RU120-M	40	3	2.6			Integrated	AHRI 1430		7/18/22	8.0
Ruud	PROUH40 T0 RU120-MSO	40	3	2.6			Integrated	AHRI 1430		7/18/22	8.0
Ruud	PROUH40 T2 RU375-15	40	4	3.1			Integrated			5/17/23	8.0
Ruud	PROUH40 T2 RU375-30	40	4	3.1			Integrated			5/17/23	8.0
Ruud	PROUH40 T2 RU375-SO	40	4	3.1			Integrated			5/17/23	8.0
Ruud	PROUH40 T2 RU400-15	40	4	3.1			Integrated			7/12/24	8.0
Ruud	PROUH40 T2 RU400-30	40	4	3.1			Integrated			7/12/24	8.0
Ruud	PROUH40 T2 RU400-SO	40	4	3.1			Integrated			7/12/24	8.0
Ruud	PROUH50 T0 RU120	50	3	2.7			Integrated			7/18/22	8.0
Ruud	PROUH50 T0 RU120-M	50	3	2.9			Integrated	AHRI 1430		7/18/22	8.0
Ruud	PROUH50 T0 RU120-MSO	50	3	2.9			Integrated	AHRI 1430		7/18/22	8.0
Ruud	PROUH50 T2 RU375-15	50	4	3.2			Integrated			5/17/23	8.0
Ruud	PROUH50 T2 RU375-30	50	4	3.2			Integrated			5/17/23	8.0
Ruud	PROUH50 T2 RU375-SO	50	4	3.2			Integrated			5/17/23	8.0
Ruud	PROUH50 T2 RU400-15	50	4	3.2			Integrated			7/12/24	8.0
Ruud	PROUH50 T2 RU400-30	50	4	3.2			Integrated			7/12/24	8.0
Ruud	PROUH50 T2 RU400-SO	50	4	3.2			Integrated			7/12/24	8.0
Ruud	PROUH65 T0 RU120-M	65	3	2.9			Integrated			7/18/22	8.0

















Residential HPWH Qualified Products List

Brand	Model Number	Storage Volume	Indoor Rating		Outdoor Rating		Configuration	Endorsements		Qualified	
			Tier	CCE	Tier	SCOP		Flex Load Connectivity	Plug-In	Date	Version
Ruud	PROUH65 T0 RU120-MSO	65	3	2.9			Integrated			7/18/22	8.0
Ruud	PROUH65 T2 RU375-15	65	4	3.2			Integrated			5/17/23	8.0
Ruud	PROUH65 T2 RU375-30	65	4	3.2			Integrated			5/17/23	8.0
Ruud	PROUH65 T2 RU375-SO	65	4	3.2			Integrated			5/17/23	8.0
Ruud	PROUH65 T2 RU400-15	65	4	3.2			Integrated			7/12/24	8.0
Ruud	PROUH65 T2 RU400-30	65	4	3.2			Integrated			7/12/24	8.0
Ruud	PROUH65 T2 RU400-SO	65	4	3.2			Integrated			7/12/24	8.0
Ruud	PROUH80 T0 RU120-M	80	3	3.0			Integrated			7/18/22	8.0
Ruud	PROUH80 T0 RU120-MSO	80	3	3.0			Integrated			7/18/22	8.0
Ruud	PROUH80 T2 RU375-15	80	4	3.2			Integrated			5/17/23	8.0
Ruud	PROUH80 T2 RU375-30	80	4	3.2			Integrated			5/17/23	8.0
Ruud	PROUH80 T2 RU375-SO	80	4	3.2			Integrated			5/17/23	8.0
Ruud	PROUH80 T2 RU400-15	80	4	3.2			Integrated			7/12/24	8.0
Ruud	PROUH80 T2 RU400-30	80	4	3.2			Integrated			7/12/24	8.0
Ruud	PROUH80 T2 RU400-SO	80	4	3.2			Integrated			7/12/24	8.0
SANCO2	GS5-45HPC & ECO-119GLBB	119			2	2.9	Split System			1/9/25	8.1
SANCO2	GS5-45HPC & ECO-119GLBB & ECO-RDR	119			3	2.9	Split System			12/23/24	8.1
SANCO2	GS5-45HPC & ECO-43SSAQB	43			2	2.9	Split System			1/9/25	8.1

Residential HPWH Qualified Products List

Brand	Model Number	Storage Volume	Indoor Rating		Outdoor Rating		Configuration	Endorsements		Qualified	
			Tier	CCE	Tier	SCOP		Flex Load Connectivity	Plug-In	Date	Version
SANCO2	GS5-45HPC & ECO-43SSAQB & ECO-RDR	43			3	2.9	 Split System			12/23/24	8.1
SANCO2	GS5-45HPC & ECO-83SSAQB	83			2	2.9	 Split System			1/9/25	8.1
SANCO2	GS5-45HPC & ECO-83SSAQB & ECO-RDR	83			3	2.9	 Split System			12/23/24	8.1
SANCO2	GS5-45HPC-D & ECO-119GLBB	119			2	2.9	 Split System			1/9/25	8.1
SANCO2	GS5-45HPC-D & ECO-119GLBB & ECO-RDR	119			3	2.9	 Split System			12/23/24	8.1
SANCO2	GS5-45HPC-D & ECO-43SSAQB	43			2	2.9	 Split System			1/9/25	8.1
SANCO2	GS5-45HPC-D & ECO-43SSAQB & ECO-RDR	43			3	2.9	 Split System			12/23/24	8.1
SANCO2	GS5-45HPC-D & ECO-83SSAQB	83			2	2.9	 Split System			1/9/25	8.1
SANCO2	GS5-45HPC-D & ECO-83SSAQB & ECO-RDR	83			3	2.9	 Split System			12/23/24	8.1
State	HPAX-40-DHPT 2**	40	4	3.1			 Integrated	SC		3/8/24	8.0
State	HPAX-50-DHPT 2**	50	4	3.2			 Integrated	SC		3/8/24	8.0
State	HPAX-66-DHPT 2**	66	4	3.3			 Integrated	SC		3/8/24	8.0
State	HPAX-80-DHPT 2**	80	4	3.3			 Integrated	SC		3/8/24	8.0
State	HPSX-50 DHPT 2**	50	4	3.4			 Integrated	SC		6/16/22	8.0
State	HPSX-66-DHPT 2**	66	3	3.2			 Integrated	SC		9/6/23	8.0
State	HPSX-80-DHPT 2**	80	4	3.4			 Integrated	SC		6/16/22	8.0
State	HPVX-50-DHPT 2**	50	3	2.5			 Integrated	SC		8/23/23	8.0
State	HPVX-66-DHPT 2**	66	3	2.7			 Integrated	SC		7/14/23	8.0

Residential HPWH Qualified Products List

Brand	Model Number	Storage Volume	Indoor Rating		Outdoor Rating		Configuration	Endorsements		Qualified	
			Tier	CCE	Tier	SCOP		Flex Load Connectivity	Plug-In	Date	Version
State	HPVX-80-DHPT 2**	80	3	2.6			 Integrated	SC		7/14/23	8.0
State	HPX-50-DHPTCTA 130	50	3	2.9			 Integrated	SC		1/18/21	7.0
State	HPX-50-DHPTNE ***	50	3	2.9			 Integrated			6/24/16	6.0
State	HPX-66-DHPTCTA 130	66	3	3.1			 Integrated	SC		1/18/21	7.0
State	HPX-66-DHPTDR 130	66	3	3.1			 Integrated	SC		10/14/20	7.0
State	HPX-66-DHPTNE ***	66	3	3.1			 Integrated			6/24/16	6.0
State	HPX-80-DHPTCTA 130	80	3	2.9			 Integrated	SC		1/18/21	7.0
State	HPX-80-DHPTDR 130	80	3	2.9			 Integrated	SC		10/14/20	7.0
State	HPX-80-DHPTNE ***	80	3	2.9			 Integrated			6/24/16	6.0
stream33	S33-HPWH50	50	4	3.1			 Integrated	AHRI 1430		3/11/25	8.0
stream33	S33-HPWH80	80	4	3.3			 Integrated	AHRI 1430		3/11/25	8.0
Vaughn Thermal Corp.	ME120HPT-CN	120	3	3.1			 Integrated	SC		4/16/24	8.0
Vaughn Thermal Corp.	ME50HPT-CN	50	3	2.8			 Integrated	SC		4/16/24	8.0
Vaughn Thermal Corp.	ME65HPT-CN	65	3	3.1			 Integrated	SC		4/16/24	8.0
Vaughn Thermal Corp.	ME80HPT-CN	80	3	3.1			 Integrated	SC		4/16/24	8.0